

## Instructions to use Golf Genius Mobile App Scoring (revised 11-6-24)

Go to app store on your Android / iPhone. Search “Golf Genius”. Download and install.



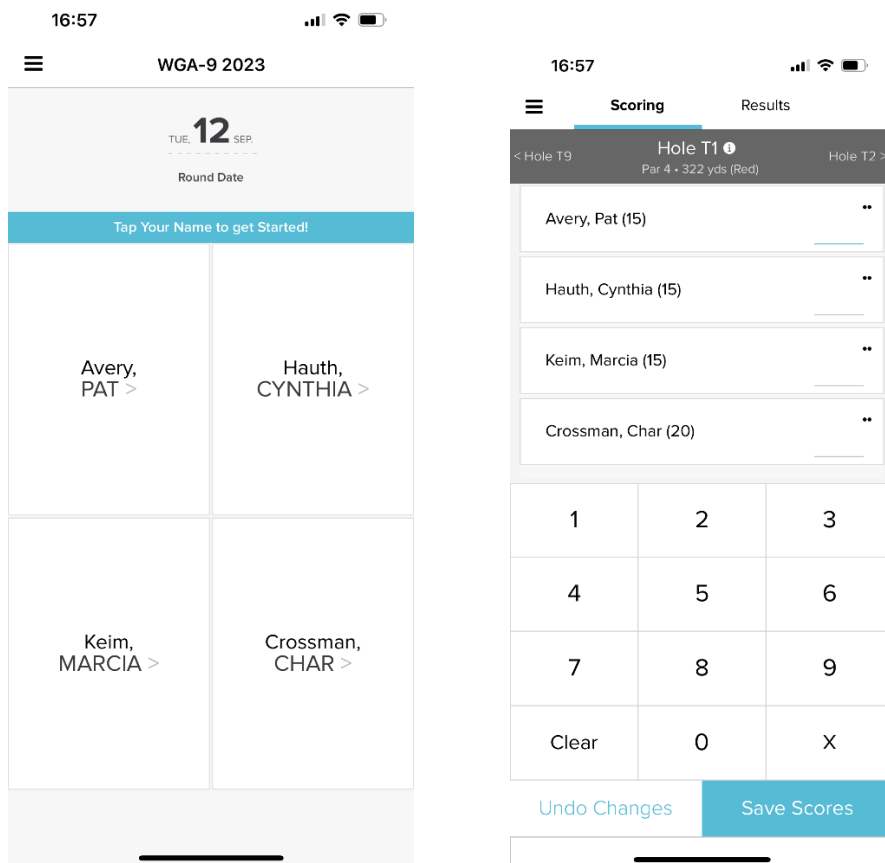
On tournament day, when you receive your printed scorecard, open the mobile app on your phone.

In order to do mobile scoring on the course during play, you need to have cellular data turned on.

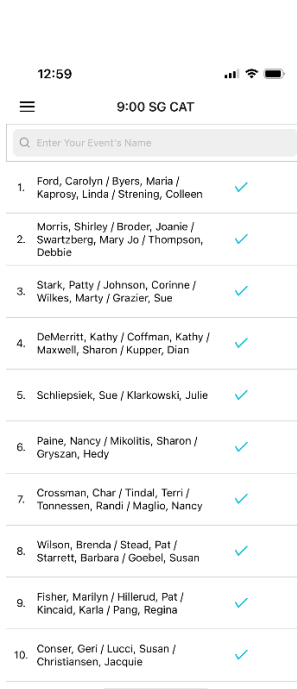
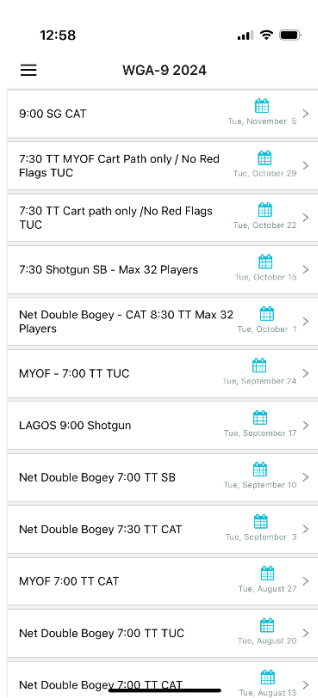
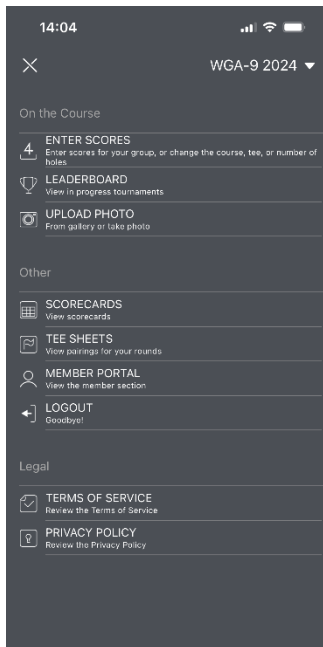
Enter the GGID found on the bottom right of your printed scorecard. Or use your email and password to log in. The GGID is a 6-letter code.

### **Only 1 Person per foursome may keep score on the App.**

If log in was done using the GGID, click on your name from the group displayed. Then the first hole of your round will be displayed.

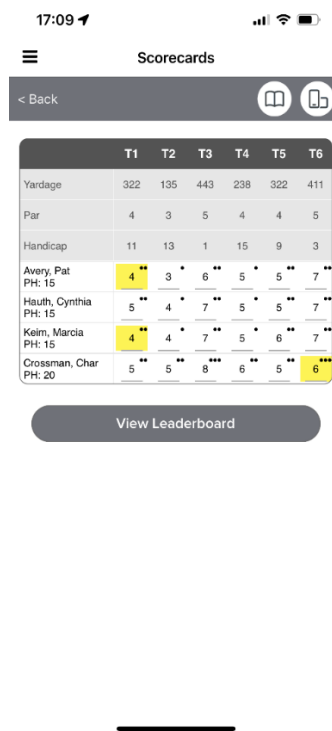
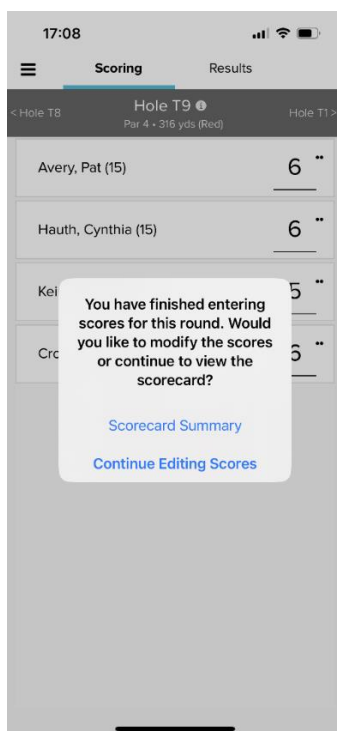


If log in was done using your email and password, click on “Enter Scores” Then choose the correct date. Then choose the correct pairing group.



After completion of the hole, enter the scores for your group. **DO NOT ENTER AN “x” FOR HOLES WHERE YOU HAVE PICKED UP DUE TO REACHING YOUR MAXIMUM STROKE SCORE**. When correct, press “Save Scores”. The APP will automatically forward to the next hole.

After you complete the last hole, press “scorecard summary”. This will show your completed scorecard.



The group must keep 1 paper scorecard. **FOR SCORES WHERE YOU HAVE PICKED UP ENTER YOUR MAXIMUM STROKE SCORE PRECEDED BY AN "X" ON THE PAPER SCORECARD.** Reconcile the paper scorecard to the mobile entry scores just as you would if there were 2 paper scorecards. The paper scorecard must be signed by all players in the group and turned in. (Place in green box in computer room.).